


GAS / HOT AIR PILOT CONTROL REGULATORS - RATIO 1:2.5 PCR SERIES

FEATURES

- Max. operating pressure: 140 mbar
- Max. differential pressure: 36 mbar
- Max. operating temperature: 65°C
- Turndown range: 10:1
- Max. air signal: 36 mbar
- Nominal air signal: 25 mbar
- Min. air signal: 0.25 mbar
- Multiplying factor: 2.5
- Accuracy: low flow: +0.0/-0.12 mbar
full flow: +0.0/-0.50 mbar

APPLICATIONS

- Light oil burner systems (XDF - HSDF - SWDF - REDF).
- May replace 6 FCR where lower piloting DP are necessary.



DESCRIPTION

PCR, pilot control regulators are oil or dual fuel regulators. The primary application of the PCR is to impulse an OAR - oil-air ratio regulator. The PCR may replace an FCR-PC regulator to control a BZR. The pressure to the OAR will be 2.5 times the pressure differential across the orifice meter. The 6 PCR upper diaphragm is connected across a POP orifice flow meter with the top of the upper diaphragm connected to the upstream side of the POP. The top of the lower diaphragm is normally vented to atmosphere. A static air pressure line runs from the 1/2" tap in the bleed orifice on the 6 PCR outlet to the BZR or the OAR.

Air pressure required at the inlet of the 6 PCR must be 9.13 mbar higher than the POP maximum pressure differential times 2.5. Example: if the POP pressure differential is 25 mbar [(25 x 2.5) + 13 = 75.5 mbar] is the air pressure required at the 6 PCR inlet. These regulators are available in the size shown only (i.e. 6 PCR).

INSTALLATION

All PCR regulators are tested, set and sealed when shipped. If adjustment or repair is necessary, the regulator should be returned to the factory.

Regulators must always be mounted in a stem-up position, in a horizontal line. Any other mounting position will cause a malfunction. The arrow cast on the side of the valve body indicates direction flow.

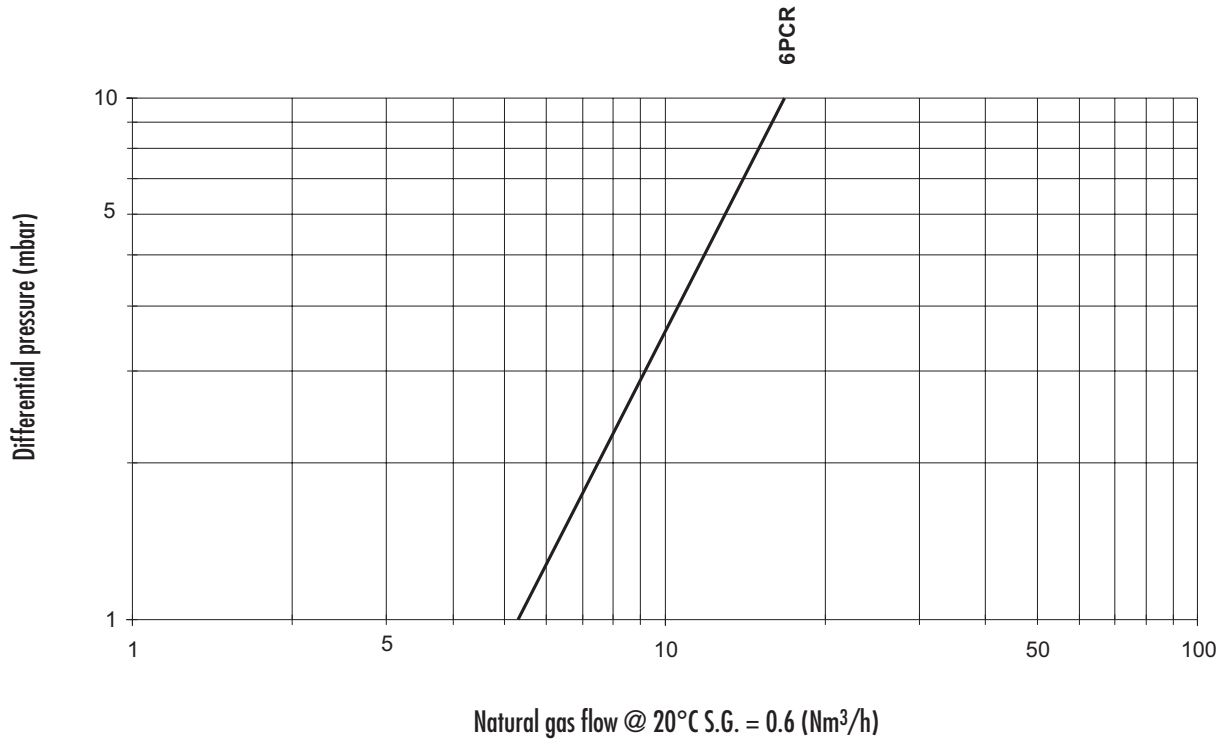
Regulators should not be installed in areas where operating temperatures will exceed the maximum operating value.



Headquarters
Esa S.r.l.
Via E. Fermi 40 I-24035 Curno (BG) - Italy
Tel. +39.035.6227411 - Fax +39.035.6227499
esa@esacombustion.it - www.esapyronics.com

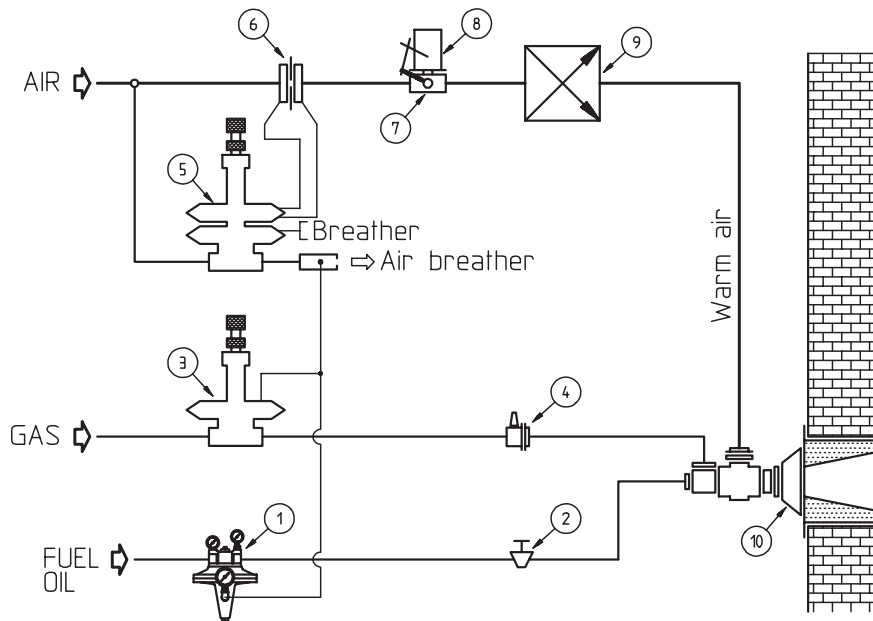
International Sales
Pyronics International S.A./N.V.
Zoning Ind., 4ème rue B-6040 Jumet - Belgium
Tel +32.71.256970 - Fax +32.71.256979
marketing@pyronics.be

CAPACITY TABLE



65107/01

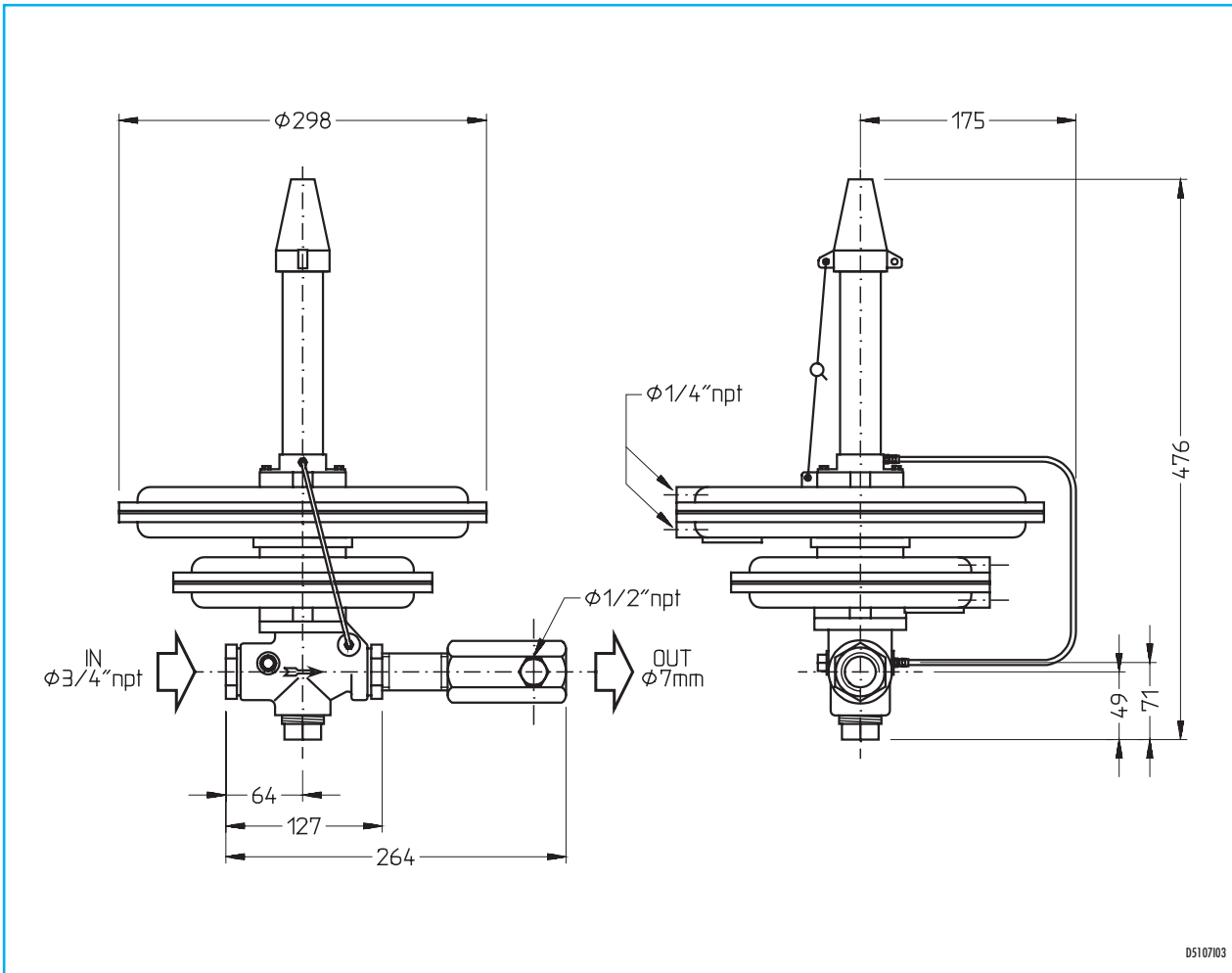
EXAMPLE OF APPLICATION



Pos	Model identification
1	Fuel-oil/air pilot control regulator
2	Fuel/oil throttle orifice
3	Balanced zero regulator
4	Gas adjuster
5	Flow regulator
6	Orifice flow meter for DP air
7	Motorized air valve
8	Electric control
9	Heat exchanger
10	Burner

D5701101

DIMENSIONS



D5107/03